



HNB

Trg hrvatskih velikana 3, HR-10000 Zagreb · T. +385 1 4564 555 · F. +385 1 4610 551
www.hnb.hr

Zagreb, 29 March 2021

**Announcement of the continued application of the countercyclical buffer rate for the
Republic of Croatia for the second quarter of 2022**

The Croatian National Bank has carried out a regular quarterly assessment of the required level of countercyclical capital buffer. Due to the need to ensure continuity of bank lending to the non-financial private sector, the countercyclical buffer rate that will be applied in the second quarter of 2022, i.e. from 1 April 2022, **will remain to be 0%**. The relevant information pursuant to Article 119 and Article 123 of the [Credit Institutions Act](#) can be found below.

As the competent macroprudential authority, the CNB will continue to monitor closely the economic and financial developments and will act in the area of macroprudential policy in coordination with monetary policy and supervisory measures to facilitate and accelerate economic recovery after the crisis caused by the coronavirus pandemic.

Chart 1: Buffer guide

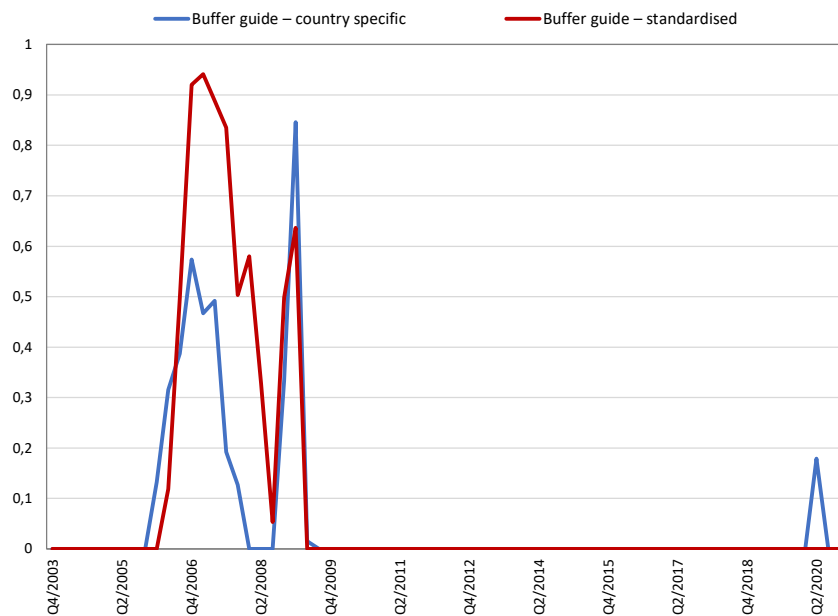


Chart 2: Specific indicator of relative indebtedness and short-term gap^a

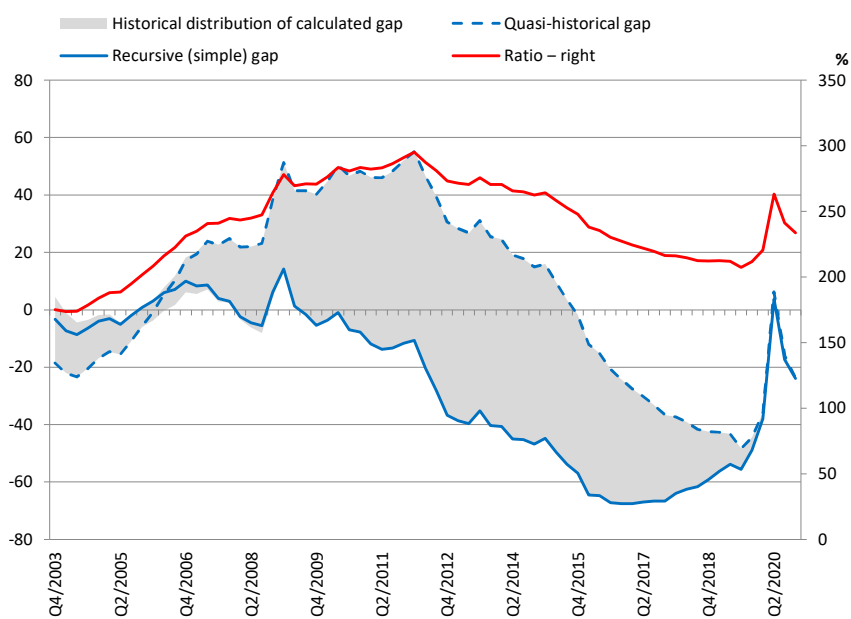
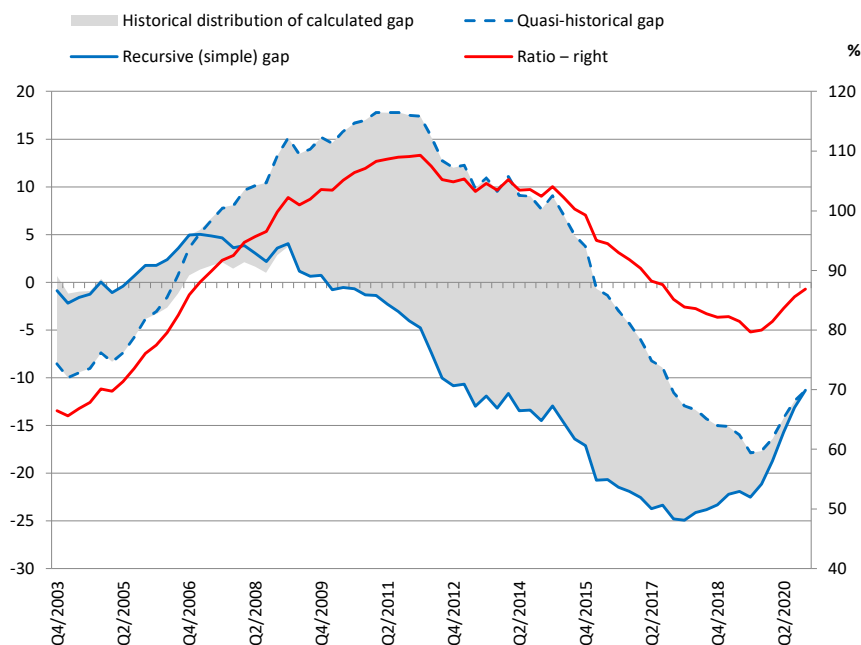


Chart 3: Standardised indicator of relative indebtedness and short-term gap^a


^a Calculations of all relevant ratios (standardised ratio is the ratio of total placements, i.e. domestic placements and external debt, to nominal annual GDP, while the specific ratio is the ratio of loans of domestic credit institutions to quarterly, seasonally adjusted, GDP) and the short-term gap are made on a sample as of 2000. The quasi-historical gap is calculated on the entire sample, while the recursive gap is calculated on the right-hand side moving sample (of available data for each quarter), with the last observations being always the same for both gap indicators. The historical distribution of the calculated gap is the area between the lowest and the highest value of the gap calculated by moving the sample to the right. Historical series of buffer guides are shown as the function of the short-term (recursive) gap.

Sources: CBS (original series of nominal GDP, seasonally adjusted by the CNB); CNB (tables D1, D5 and H15 for time series of credit); time series are subject to revision and available on the CNB website.